





Leçon 5


Lecture de notes




1. Lire les notes



2. Lire les notes




3. Dessine les notes

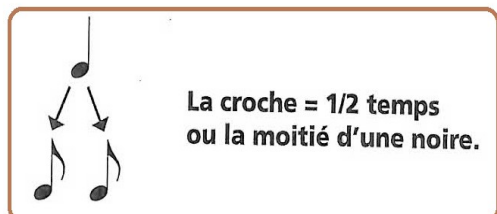


La Fa La Do Fa La Fa

Théorie



1. La croche



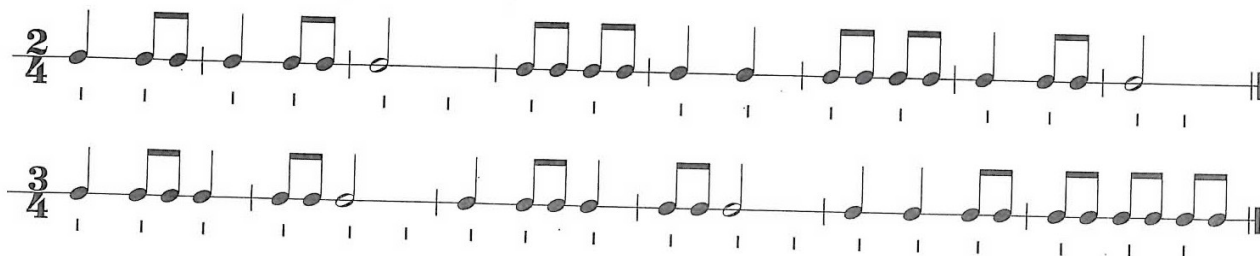
Lorsque plusieurs croches se suivent,
on peut les attacher ensemble comme ceci :



Lecture de rythmes :



1. Frapper la pulsation en disant le nom des rythmes



2. Frapper la pulsation en disant le nom des notes en rythmes

